



**City of Ketchum
Planning & Building**

FOR OFFICIAL USE ONLY	
PERMIT NO:	
DATE APPLIED	

BUILDING PERMIT APPLICATION

PROJECT NAME:	
PROPERTY ADDRESS:	
OWNER:	
PO Box/Street Address:	
City:	State: Zip:
Phone:	
Email:	
CONTRACTOR:	
Registration No.:	
PO Box/Street Address:	
City:	State: Zip:
Phone:	
Contact:	Phone:
Email:	
ARCHITECT:	
Contact:	Phone:
Email:	
ENGINEER:	
Contact:	Phone:
Email:	
<input type="checkbox"/> New <input type="checkbox"/> Addition <input type="checkbox"/> Remodel <input type="checkbox"/> Garage <input type="checkbox"/> Re-Roof <input type="checkbox"/> Repair <input type="checkbox"/> Solar <input type="checkbox"/> Other	
Scope of Work:	
Height of Building:	feet stories
Building Coverage:	sq.ft. and %
Lot Area:	
No. of Dwelling Units:	No. of Condo Units:
Setbacks: Front ft.	Back ft.
Side ft.	Side ft.
Water and Sewer (see reverse side for other impact fees)	
Water Meter Size: <input type="checkbox"/> 1" <input type="checkbox"/> 1.5" <input type="checkbox"/> 2" <input type="checkbox"/> 3" <input type="checkbox"/> 4" <input type="checkbox"/> 6"	

BUILDING PERMIT FEES	FOR OFFICIAL USE ONLY
Permit Fee	
Building Plan Check Fee	
Planning Plan Check Fee	
Fire Plan Check Fee	
TOTAL BUILDING PERMIT FEES	\$
ECU Waste Water Fee	
Sewer Inspection Fee	
Water Meter Vault (optional) Fee	
Water Meter Costs	
Water Impact Fee	
Parks Impact Fee	
Street & Traffic Impact Fee	
Fire Impact Fee	
Law Enforcement Impact Fee	

Estimated Cost of Construction: \$		
Parcel Number: RPK		
Legal Description: Lot#	Block#	Tax Lot #
Subdivision:		
Design Review Approved: <input type="checkbox"/> Yes <input type="checkbox"/> N/A		
Planner's Signature:		
Zoning District:		
<input type="checkbox"/> LR	<input type="checkbox"/> GR-L	<input type="checkbox"/> GR-H
<input type="checkbox"/> CC	<input type="checkbox"/> AF	<input type="checkbox"/> STO
<input type="checkbox"/> Avalanche	<input type="checkbox"/> Floodplain	<input type="checkbox"/> Mountain Overlay
<input type="checkbox"/> T	<input type="checkbox"/> LI	<input type="checkbox"/> RU

	New	Addition
1st Floor:	(sq. ft.)	
2nd Floor:	(sq. ft.)	
3rd Floor:	(sq. ft.)	
4th Floor:	(sq. ft.)	
Basement:	(sq. ft.)	
Garage:	(sq. ft.)	
Decks:	(sq. ft.)	
Covered Porch:	(sq. ft.)	

BUILDING PERMIT FEE CALCULATIONS		
APPLICABLE CHARGES	TOTAL VALUATION	FEE CALCULATION
<input type="checkbox"/>	\$1.00 to \$500.00	\$24.50
<input type="checkbox"/>	\$501.00 to \$2,000.00	\$24.50 for the first \$500.00 plus \$3.25 for each additional \$100.00 or fraction thereof, to and including \$2,000.00
<input type="checkbox"/>	\$2001.00 to \$25,000.00	\$72.50 for the first \$2,000.00 plus \$14.50 for each additional \$1,000.00 or fraction thereof, to and including \$25,000.00
<input type="checkbox"/>	\$25,001.00 to \$50,000.00	\$409.50 for the first \$25,000.00 plus \$10.50 for each additional \$1,000.00 or fraction thereof, to and including \$50,000.00
<input type="checkbox"/>	\$50,001.00 to \$100,000.00	\$672.75 for the first \$50,000.00 plus \$7.50 for each additional \$1,000.00 or fraction thereof, to and including \$100,000.00
<input type="checkbox"/>	\$100,001.00 to \$500,000.00	\$1038.50 for the first \$100,000.00 plus \$5.75 for each additional \$1,000.00 or fraction thereof, to and including \$500,000.00
<input type="checkbox"/>	\$500,001.00 to \$1,000,000.00	\$3,379.25 for the first \$500,000.00 plus \$5.00 for each additional \$1,000.00 or fraction thereof, to and including \$1,000,000.00
<input type="checkbox"/>	\$1,000,001.00 and up	\$5,861.00 or the first \$1,000,000.00 plus \$3.75 for each additional \$1,000.00 or fraction thereof

Plan Check Fee: 65% of Permit Fee
P&Z Plan Check Fee: 70% of Plan Check Fee
Fire Department Plan Check Fee: 70% of Plan Check Fee

DEVELOPMENT IMPACT FEES					
APPLICABLE CHARGES		Fire	Parks	Police	Streets
<input type="checkbox"/>	Single Family	\$2,092.00	\$1,047.00	\$104.00	\$4,492.00
<input type="checkbox"/>	Multi-Family	\$1,616.00	\$809.00	\$80.00	\$3,471.00
<input type="checkbox"/>	Commercial	\$0.454/sq. ft.	\$0.00	\$0.022/sq. ft.	\$0.968/sq. ft.

Water Meter Impact Fees	Meter Cost	Impact Fee
Applicable Charges		
<input type="checkbox"/> 1" Standard	\$451.00	\$3,015.00
<input type="checkbox"/> 1.5" Standard	\$760.00	\$6,783.00
<input type="checkbox"/> 2" Standard	\$936.00	\$12,059.00
<input type="checkbox"/> 3" Standard	*	\$27,133.00
<input type="checkbox"/> 4" Standard	*	\$48,236.00
<input type="checkbox"/> 6" Standard	*	

*Check costs of water meter impact fees for meters larger than 2" with the Ketchum Utilities Department at 208-726-7825.

Sewer Fees***	Equivalent Connection Unit
Applicable Charges	
<input type="checkbox"/> Single Family	\$3,205.00
<input type="checkbox"/> Studio, Condo, Duplex	\$1,602.00
<input type="checkbox"/> 1 Bed Studio, Condo,	\$2,403.00
<input type="checkbox"/> 2 Bed Studio, Condo,	\$3,205.00
<input type="checkbox"/> 3 Bed Studio, Condo,	\$4,006.00
<input type="checkbox"/> Hotel Room	\$1,602.00
<input type="checkbox"/> Bar or Restaurant	\$8.01/sq. ft.
<input type="checkbox"/> Office, Retail, Light	\$1.60/sq. ft.
<input type="checkbox"/> Warehouse	\$0.27/sq. ft.

* As determined by the Public Works Department.

*** An inspection fee of \$40.00 per building will be assessed.

NOTICE: It is the duty of the owner or his authorized agent (contractor) to identify, keep and maintain lot boundary markers and maintain setbacks. 100% of Building Permit and Plan Check Fees must be paid at time of Building Permit submittal along with any applicable City Water Connection and Sewer Inspection Fees, and Impact Fees.

I hereby acknowledge that I have filled in this application accurately to the best of my knowledge and that I agree to comply with all City Ordinances and State Laws requiring building construction in the City of Ketchum, Idaho. I further understand that approval of a building permit does not grant a waiver of any law, building ordinance or regulation. Any waiver or variance must be specifically described and approved by proper authority.

I agree in the event of a dispute concerning the interpretation or enforcement of the building permit in which the City of Ketchum is the prevailing party to pay the reasonable attorney fees, including attorney fees on appeal, and expenses of the City of Ketchum.

Signature of Owner/Authorized Agent: _____ Date: _____

Building Official or Designee: _____ Approval Date: _____

City of Ketchum Building Permit: Exterior Lighting Submittal Requirements

(For Commercial and Residential)

Address: _____

17.132.010 C.1: All existing lighting located on a subject property that is part of an application for a city planning department design review, conditional use, subdivision permit, or building permit is required to be brought into conformance with this chapter. Conformity shall occur prior to issuance of a certificate of occupancy, final inspection or final plat recordation, when applicable. For other permits, the applicant shall have a maximum of thirty (30) days from date of permit issuance to bring the lighting into conformance.

In addition to completing the tables below, you will need to submit **manufacturers' product specification sheets** for all proposed outdoor lighting. All applications for design review, conditional use, subdivision and/or building permits shall include lighting plans showing location, type, height, color temperature, lumen output and amount of all proposed and existing fixtures. Complex uses may require additional information.

Proposed Lighting:				
Fixture Model or Description	No. of Fixtures	Shielded (Y/N)	Full cutoff fixture (Y/N)	Light Color (Kelvin)
<i>Ex: SPJ-GDG-30W-SQ-SH</i>	3	Y	y	2700

Existing Exterior Lighting (complete to the best of your knowledge):				
Fixture Description	No. of Fixtures	Shielded (Y/N)	Full cutoff fixture (Y/N)	Light Color (Kelvin)

**If you need additional space to detail your exterior lighting fixtures, please submit on a separate page*

Exterior Lighting Requirements (Chapter 17.132 Dark Skies)

- ✓ **Exterior Lighting Fixtures.** All exterior lighting fixtures shall be full cutoff fixtures with the light source fully shielded, except as exempted in Chapter 17.132.
- ✓ **Color Temperature.** All exterior lighting shall utilize light sources not to exceed 2700 kelvin. Correlated color temperature refers to the 'color' of the light emitted. It is indicated on light packaging.
- ✓ **Light trespass.** All existing and/or new exterior lighting shall not cause light trespass and shall protect adjacent properties from glare and excessive lighting. Reference Chapter 17.132.030.B. Figure 1: Light Trespass Matrix for maximum foot-candle limits.
- ✓ **Uplighting.** Uplighting is prohibited in all zoning districts, except as where permitted in Chapter 17.132.
- ✓ **Prohibited Lights.** Any light source that does not meet the requirements of this chapter. Searchlights, beacons, and other high-intensity light fixtures. Except as otherwise allowed by this title, any lighting that is flashing, blinking, rotating, chasing, or rapidly changing in color or intensity is prohibited.
- ✓ **Nonessential Exterior Lighting.** All nonessential exterior commercial and residential lighting shall be turned off after business hours and/or when not in use. Lights on a timer shall be used. Sensor activated lights shall be used to replace existing lighting that is desired for security purposes.
- ✓ **Any other standard found applicable to the proposed exterior lighting.**

Please call the City of Ketchum Planning and Building Department if you have any questions. 208.726.7801

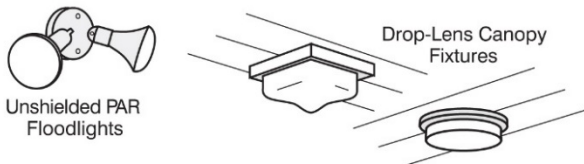
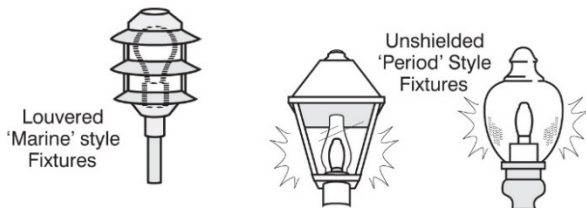
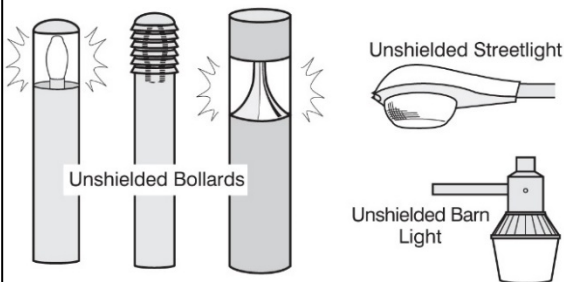
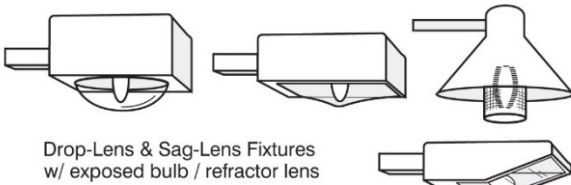
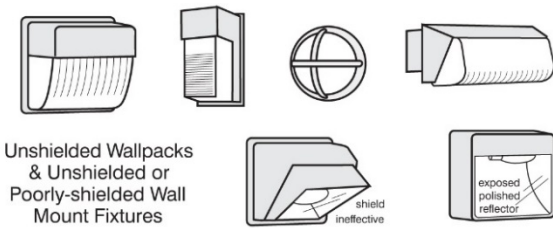
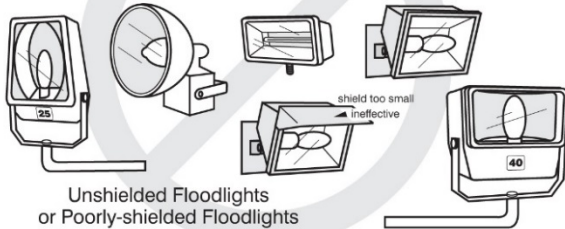
City of Ketchum

Lighting Fixture Guide

Examples of Acceptable / Unacceptable Lighting Fixtures

Unacceptable

Fixtures that produce glare and light trespass



Acceptable

Fixtures that shield the light source to minimize glare and light trespass and to facilitate better vision at night

